


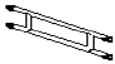














SCAFFOLDING LIST COMPONENT

Model : Double

Height : 1 Lantai

No	Description	Shape	Qty (set)	SIZE		Remark
				W	H	
1	Main Frame Ladder		2	1830	2080	
2	Main Frame 4 rung		2	1830	2080	
3	Top Main Frame		2	1830	960	
4	Rigid Frame		1	1830	400	
5	Horizontal frame		9	1830	50.8	
6	Diagonal Frame		1	2058	50.8	
7	Deck Floor		3	1830	602	
8	Stabilizer		4	4200	50.8	
9	Roda		4	8"		
10	Ladder		1	2058	400	
Consumable						
11	Long pin Interlock Klip		4			
12	Short Pin Interlock Klip		8			
13	Shoes stabilizer		4			
14	Connecting Guide		8			
15	Top Cover frame		4			
16	Clamping		8			